

# City of Cedar Falls

## One-Side Refuse Collection



### What is One-Side Refuse Collection?

This is a cost saving initiative to reduce the amount of miles driven, equipment maintenance, collection times and fuel usage. Currently, the City of Cedar Falls refuse collectors travel in both directions to pick up carts from each side of the street. With one-side collection residents line up carts on the same side, **wheels against the curb**, which means the truck only needs to make one pass through on a street.

### Why One-Side Refuse Collection?

- Fewer miles driven. The City has over 200 lane miles. By reducing miles driven by approximately 40%, the savings will be significant.
- Less fuel consumed
- Reduced truck maneuvering, increasing safe route operations
- Potential to increase the number of customers served by each truck
- Helps stabilize refuse rates



### Which Side of the Road should I Place My Cart?

This will depend on parking, route structure, and number of houses per side. You will be informed of which side to place your cart.

### How Will I Know Which Cart Belongs to Me?

The City will label carts with your address prior to one sided collection implementation.

### What About Carts Left Out At the Curb?

The City has an ordinance in place that will be enforced for repeat offenders.

### Will other areas in the City be placed on One-Side Collection?

After a six month period the pilot program will be extended if it is deemed successful. New additions will focus mainly on quiet residential loop streets that have been identified as beneficial for one sided collection.

### Why Not All Roads in the City?

- One-side refuse collection will only be implemented where it is determined to be safe for residents and efficient for collection operations.
- The program is limited to neighborhood streets with mostly local, low volume traffic.

# One-Side Road Collection (continued)

## Which Side of the Road Should I Place My Cart?

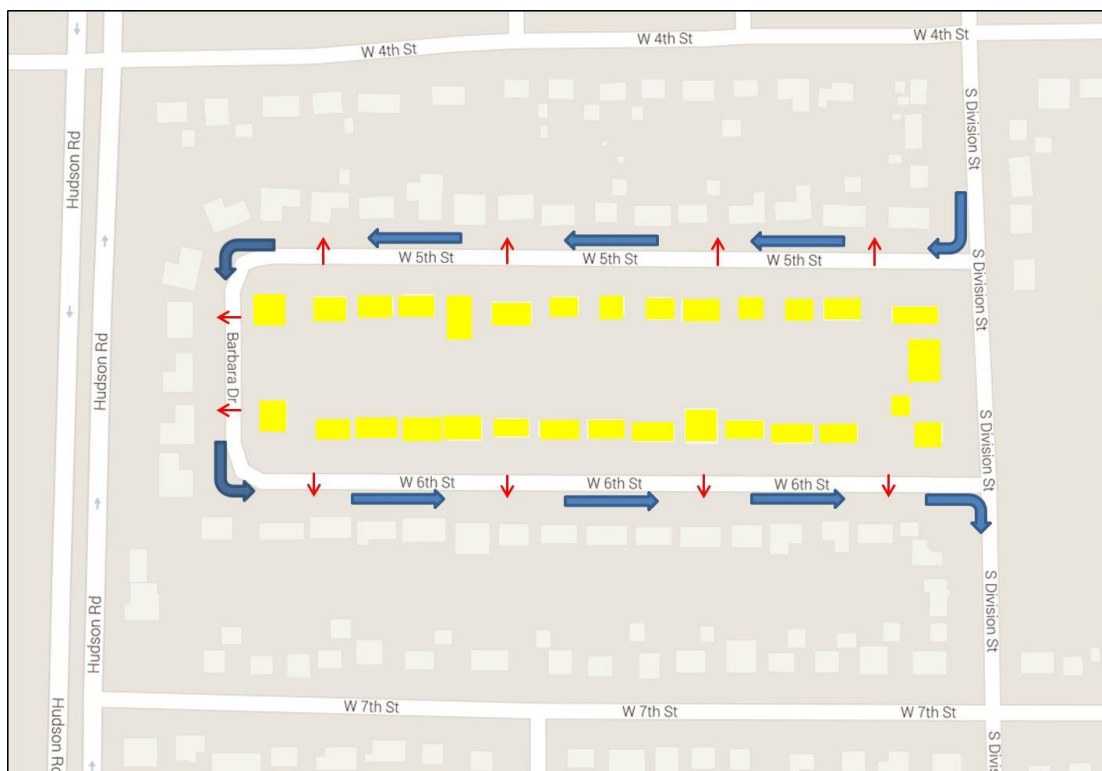
The side of the street you should place your cart for collection is determined by route structure, which emphasizes right-hand turns and minimizes overlap as much as possible. Carts should be placed with wheels against the curb and away from driveways, parked cars, mailboxes and other obstacles. Please do not place carts on your neighbors lawn.

### Move Across the Street


On the example map below, if your residence is highlighted in yellow you will need to move your cart across the street with wheels against the curb.


### No Change


On the example map below, if your house is not highlighted, please place your cart out in the normal location.



### Legend

 Yellow highlighted homes are to move their carts across the street for collection

 Blue arrow indicate drive path direction

 Red arrows indicates side of road carts should be placed

One-Side Collection start date to be announced.

### Questions or Comments?

Call Cedar Falls  
Municipal Operations &  
Programs Department  
at 273-8629